

## Lecture 18 – Review, Conclusion



**DSC 40A, Fall 2021 @ UC San Diego**

Suraj Rampure, with help from **many others**

# Announcements

- ▶ Homework 8 is due **tomorrow 12/3 at 11:59pm.**
- ▶ A recording of Discussion 8 (probability review) is posted on the course website and on Campuswire.
- ▶ Fill out CAPEs + the End-of-Quarter survey. If 90% of the class does both, everyone gets 0.5% extra credit added to their final course grade.
  - ▶ Deadline: Monday at 8am.
- ▶ The Final Exam is on **Wednesday 12/8 from 11:30AM-2:30PM.**
  - ▶ You'll take the exam remotely by downloading a PDF from Gradescope and submitting your answers as a PDF by the deadline.
  - ▶ Open internet, but no Googling for the answers, and **no collaboration.**
  - ▶ More details to come this weekend.

## Final preparation → cumulative!!!

- ▶ Review the solutions to previous homeworks and groupworks.
  - ▶ All except Homework 8 are up.
- ▶ Identify which concepts are still iffy. Re-watch lecture, post on Campuswire, come to office hours.
  - ▶ **We have many office hours between now and the exam.**
- ▶ Look at the past exams at <https://dsc40a.com/resources>.
  - ▶ Watch the probability review discussion.
- ▶ Study in groups.
- ▶ Make a “cheat sheet”.

# Agenda

- ▶ High-level summary of the course.

→ Midterm review session has more!

- ▶ Review problems.

- ▶ Conclusion.

**What was this course about?**

# Part 1: Supervised learning (Lectures 1-10)

The “learning from data” recipe to make predictions:

1. Choose a **prediction rule**. We've seen a few:
  - ▶ Constant:  $H(x) = h$ .
  - ▶ Simple linear:  $H(x) = w_0 + w_1 x$ .
  - ▶ Multiple linear:  $H(x) = w_0 + w_1 x^{(1)} + w_2 x^{(2)} + \dots + w_d x^{(d)}$ .

2. Choose a **loss function**.

- ▶ Absolute loss:  $L(h, y) = |y - h|$ .
- ▶ Squared loss:  $L(h, y) = (y - h)^2$ .
- ▶ 0-1 loss, UCSD loss, etc.

3. Minimize **empirical risk** to find optimal parameters.

- ▶ Algebraic arguments.
- ▶ Calculus (including vector calculus).
- ▶ Gradient descent.

linear algebra  
feature eng.

average of  
loss f'n  
over  
data set

constant pred, abs loss:

$$R_{abs}(h) = \frac{1}{n} \sum_{i=1}^n |y_i - h|$$

simple linear, sq loss:

$$R_{sq}(w_0, w_1) = \frac{1}{n} \sum_{i=1}^n (y_i - (w_0 + w_1 x_i))^2$$

multiple linear, sq loss:


$$R_{sq}(\vec{w}) = \frac{1}{n} \|\vec{y} - X\vec{w}\|^2$$

obs  
vector

design matrix

## Part 1: Unsupervised learning (Lectures 10-11)

- ▶ When learning how to fit prediction rules in Lectures 1-10, we were performing **supervised machine learning**.
- ▶ In Lectures 10 and 11, we discussed ***k*-Means Clustering**, an **unsupervised machine learning** method.
  - ▶ Supervised learning: there is a “right answer” that we are trying to predict.
  - ▶ Unsupervised learning: there is no right answer, instead we’re trying to find patterns in the structure of the data.



*inertia*  
*centroids*  
!



## Part 2: Probability fundamentals (Lectures 11-12)

- ▶ If all outcomes in the **sample space**  $S$  are equally likely, then  $P(A) = \frac{|A|}{|S|}$ . =  $\frac{\text{\# outcomes in } A}{\text{\# outcomes total}}$
- ▶  $\bar{A}$  is the **complement** of event  $A$ .  $P(\bar{A}) = 1 - P(A)$ .
- ▶ Two events  $A, B$  are **mutually exclusive** if they share no outcomes, i.e. they don't overlap. In this case, the probability that  $A$  happens or  $B$  happens is  $P(A \cup B) = P(A) + P(B)$ .
- ▶ More generally, for any two events,  $P(A \cup B) = P(A) + P(B) - P(A \cap B)$ . *principle of inclusion/exclusion*
- ▶ The probability that events  $A$  and  $B$  both happen is  $P(A \cap B) = P(A)P(B|A)$ .
  - ▶  $P(B|A)$  is the probability that  $B$  happens given that you know  $A$  happened.
  - ▶ Through re-arranging, we see that  $P(B|A) = \frac{P(A \cap B)}{P(A)}$ .

## Part 2: Combinatorics (Lectures 13-14)

- ▶ A **sequence** is obtained by selecting  $k$  elements from a group of  $n$  possible elements with replacement, such that order matters.
  - ▶ Number of sequences:  $n^k$ .
- ▶ A **permutation** is obtained by selecting  $k$  elements from a group of  $n$  possible elements without replacement, such that order matters.
  - ▶ Number of permutations:  $P(n, k) = \frac{n!}{(n-k)!}$ .

8 people  
3 person comm.

$\frac{8}{\text{pres.}}$     $\frac{7}{\text{vt.}}$     $\frac{6}{\text{secretary}}$

- ▶ A **combination** is obtained by selecting  $k$  elements from a group of  $n$  possible elements without replacement, such that order does not matter.
  - ▶ Number of combinations:  $\binom{n}{k} = \frac{n!}{(n-k)!k!}$ .

$\binom{8}{3}$

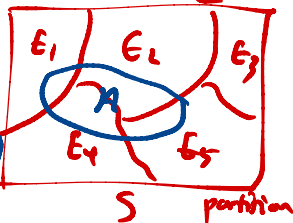
## Part 2: The law of total probability and Bayes' theorem (Lecture 14)

- ▶ A set of events  $E_1, E_2, \dots, E_k$  is a **partition** of  $S$  if each outcome in  $S$  is in exactly one  $E_i$ .
- ▶ The **law of total probability** states that if  $A$  is an event and  $E_1, E_2, \dots, E_k$  is a partition of  $S$ , then

$$P(A) = P(E_1) \cdot P(A|E_1) + P(E_2) \cdot P(A|E_2) + \dots + P(E_k) \cdot P(A|E_k)$$
$$= \sum_{i=1}^k P(E_i) \cdot P(A|E_i)$$

- ▶ **Bayes' theorem** states that

$$P(B|A) = \frac{P(B) \cdot P(A|B)}{P(A)}$$



- ▶ We often re-write the denominator  $P(A)$  in Bayes' theorem using the law of total probability.

## Part 2: Independence and conditional independence (Lecture 15)

- ▶ Two events  $A$  and  $B$  are **independent** when knowledge of one event does not change the probability of the other event.
  - ▶ Equivalent conditions:  $P(B|A) = P(B)$ ,  $P(A|B) = P(A)$ ,  $P(A \cap B) = P(A) \cdot P(B)$ .  
$$P(A \cap B) = P(A)P(B|A) = P(B)P(A|B)$$
- ▶ Two events  $A$  and  $B$  are **conditionally independent** if they are independent given knowledge of a third event,  $C$ .
  - ▶ Condition:  $P((A \cap B)|C) = P(A|C) \cdot P(B|C)$ .
- ▶ In general, there is no relationship between independence and conditional independence.
- ▶ See pinned post on Campuswire for clarification.

## Part 2: Naive Bayes (Lecture 16-17)

- ▶ In classification, our goal is to predict a discrete category, called a **class**, given some features.

*supervised ML technique!*

- ▶ The **Naive Bayes** classifier works by estimating the numerator of  $P(\text{class}|\text{features})$  for all possible classes.
- ▶ It uses Bayes' theorem:

$$P(\text{class}|\text{features}) = \frac{P(\text{class}) \cdot P(\text{features}|\text{class})}{P(\text{features})}$$


- ▶ It also uses a “naive” simplifying assumption, that **features are conditionally independent given a class**:

$$P(\text{features}|\text{class}) = P(\text{feature}_1|\text{class}) \cdot P(\text{feature}_2|\text{class}) \cdot \dots$$

## Review problems

## Example: Clustering and combinatorics


- ▶ Suppose we have a dataset of 15 points, each with two features ( $x_1, x_2$ ). In the dataset, there exist 3 “natural” clusters, each of which contain 5 data points.
- ▶ Recall that in the k-Means Clustering algorithm, we initialize  $k$  centroids by choosing  $k$  points at random from our dataset. Suppose  $k = 3$ .



need to pick 3  
points from  
15 to  
initialize  
centroids

$\Rightarrow \binom{15}{3}$  ways to  
initialize

1. What's the probability that all three initial centroids are initialized in the same natural cluster?



$$\frac{3 \binom{5}{3}}{\binom{15}{3}} = \frac{4}{14} \cdot \frac{3}{13}$$

2. What's the probability that all three initial centroids are initialized in different natural clusters?

blue cluster → red cluster → black cluster  

$$\frac{5 \cdot 5 \cdot 5}{\binom{15}{3}}$$

eqn. 101:  

$$\frac{15 \cdot 10 \cdot 5}{3!}$$

$$\frac{\quad}{\binom{15}{3}}$$



Proof that  $\frac{3 \binom{5}{3}}{\binom{15}{3}} = \frac{4}{14} \cdot \frac{3}{13} :$

$$\frac{3 \binom{5}{3}}{\binom{15}{3}} = \frac{3 \cdot \frac{5!}{2!3!}}{\frac{15!}{12!3!}} = \frac{3 \cdot 5 \cdot 4 \cdot 3}{15 \cdot 14 \cdot 13} = \frac{4 \cdot 3}{14 \cdot 13}$$

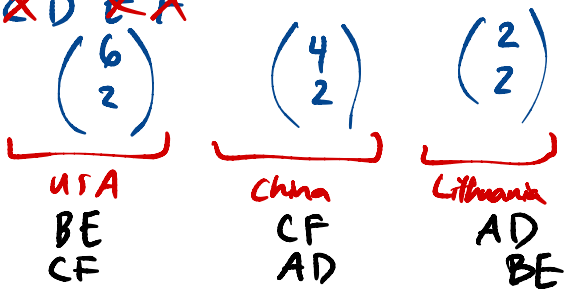
✓  
as required.

## Example: basketball

Suppose we have 6 basketball players who want to organize themselves into 3 basketball teams of 2 players each. Suppose we have three teams, "Team USA", "Team China", and "Team Lithuania". How many ways can these teams be formed?

$$\binom{6}{2} \binom{4}{2} \binom{2}{2}$$

A ~~X~~ ~~X~~ D ~~E~~ ~~F~~



## Example: basketball, again

Suppose we have 6 basketball players who want to organize themselves into 3 basketball teams of 2 players each. Now,

suppose the teams are irrelevant, and all we care about is the unique pairings themselves. How many ways can these 6 players be split into 3 teams?

$$\binom{n}{2} = \frac{n(n-1)}{2}$$

$$\frac{\binom{6}{2} \binom{4}{2} \binom{2}{2}}{3!} = \frac{\frac{6 \cdot 5}{2} \cdot 1}{6} = \boxed{15}$$

## Example: high school

A certain high school has 80 students: 20 freshmen, 20 sophomores, 20 juniors, and 20 seniors. If a random sample of 20 students is drawn without replacement, what is the probability that the sample contains 5 students in each grade level?

# possible samples:  $\binom{80}{20}$

$\binom{20}{5} \binom{20}{5} \binom{20}{5} \binom{20}{5}$

$\binom{80}{20}$

freshmen

juniors

## Example: high school, again

A certain high school has 80 students: 20 freshmen, 20 sophomores, 20 juniors, and 20 seniors. If a random sample of 20 students is drawn with replacement, what is the probability that all students in the sample are from the same grade level?

①  $P(\text{all freshmen}) = \left(\frac{1}{4}\right) \cdot \left(\frac{1}{4}\right) \cdots = \left(\frac{1}{4}\right)^{20}$

$P(\text{all same}) = 4 \cdot \left(\frac{1}{4}\right)^{20} = \left(\frac{1}{4}\right)^{19}$  final ans.

$\boxed{\frac{1}{4} \frac{1}{4} \frac{1}{4} \frac{1}{4} \dots}$  all 19 people need to match first

②  $P(\text{all freshmen}) = \frac{20^{20}}{80^{20}} = \left(\frac{1}{4}\right)^{20}$

samples of only freshmen  
total samples

Example: bitstrings eg. 01101

$2^5$  bitstrings  
↑

What is the probability of a randomly generated bitstring of length 5 having the same first two bits? Assume that each bit is equally likely to be a 0 or a 1.

easy way

$\frac{1}{2}$  ~~\_\_\_\_\_~~ ~~\_\_\_\_\_~~ =  $\frac{1}{2}$   
just need second bit to match first

---

hard way

2 poss:

$\boxed{00}$   $\frac{2 \cdot 2 \cdot 2}{32} = 8$  poss.

$\boxed{11}$   $\frac{2 \cdot 2 \cdot 2}{32} = 8$  poss

$\frac{8+8}{32} = \frac{1}{2}$

## Example: bitstrings, again

What is the probability of a randomly generated bitstring of length 5 having the same first two bits, if we know that the bitstring has exactly four 0s? Assume that each bit is equally likely to be a 0 or a 1.

00001  
00010  
00100  
01000  
10000

given one of  
these 5

3 of these 5  
have the same  
first 2

$$\Rightarrow \frac{3}{5}$$

## Conclusion



# Learning objectives

At the start of the quarter, we told you that by the end of DSC 40A, you'll...

- ▶ understand the basic principles underlying almost every machine learning and data science method.
- ▶ be better prepared for the math in upper division: vector calculus, linear algebra, and probability.
- ▶ be able to tackle problems such as:
  - ▶ How do we know if an avocado is going to be ripe before we eat it?
  - ▶ How do we teach a computer to read handwritten text?
  - ▶ How do we predict a future data scientist's salary?

## What's next?

In DSC 40A, we just scratched the surface of the theory behind data science. In future courses, you'll build upon your knowledge from DSC 40A, and will learn:

- ▶ More supervised learning.
  - ▶ Logistic regression, decision trees, neural networks, etc.
- ▶ More unsupervised learning.
  - ▶ Other clustering techniques, PCA, etc.
- ▶ More probability.
  - ▶ Random variables, distributions, etc.
- ▶ More connections between all of these areas.
  - ▶ For instance, you'll learn how probability is related to linear regression.
- ▶ More practical tools.

# Note on grades

## Fall 2016

Class	Title	Un.	Gr.
CHEM 1A	General Chemistry	3	B-
CHEM 1AL	General Chemistry Laboratory	1	C+
COMPSCI 61A	The Structure and Interpretation of Computer Programs	4	B+
COMPSCI 70	Discrete Mathematics and Probability Theory	4	A
COMPSCI 195	Social Implications of Computer Technology	1	P
MATH 1A	Calculus	4	A+

## Spring 2017

Class	Title	Un.	Gr.
COMPSCI 61B	Data Structures	4	B+
COMPSCI 97	Field Study	1	P
COMPSCI 197	Field Study	1	P
ELENG 16A	Designing Information Devices and Systems I	4	B-
MATH 110	Linear Algebra	4	C
MATH 128A	Numerical Analysis	4	B+

Moral of the story: good grades aren't everything.

# Thank you!

- ▶ This course would not have been possible without our TA: Harpreet Singh.
- ▶ It also would not have been possible without our 6 tutors: Jianming Geng, Yujian (Ken) He, Shiv Sakthivel, Aryaman Sinha, Luning Yang, and Sheng Yang.
- ▶ You can contact them with any questions at [dsc40a.com/staff](http://dsc40a.com/staff).

## **Theoretical Foundations of Data Science (Part 1)**